

2021

2022-021



1			
2			
3			
4	2021		
5			
		265,657.70	26.40%
		-51,476.83	363.96%
		-56,677.46	
486.46%			
		1	
		2	
		3	2021
		4	2021

5

PPP

18

7

20

5

PPP



PPP

61

216

2

2021 12
75.60%

927,206.83



9

2021

2021

2021

.....	1
.....	9
.....	14
.....	67
.....	92
.....	98
.....	120
.....	128
.....	129
.....	133



			300422
			Guangxi Bossco Environmental Protection Technology Co.,Ltd.
			Bossco



	146	17	1702

	1088 23		2019.06.14-2021.05.21
	35		2021.05.21-2023.12.31

	2021	2020		2019
	2,656,577,027.03	3,609,417,824.67	-26.40%	3,243,604,062.56

/	-1.0196

	570,808,671.12	957,859,940.43	813,462,904.32	314,445,511.16
	46,489,058.02	41,003,184.50	24,528,866.21	-



	59,983,934.70	45,117,946.99	28,537,120.26	
		3,396,226.42		



>|€

1

,€U P •δ`D# R?: €40ŸÂî1ö@‡

" "

" + "

"


"

1



MCO MCI

UBEF

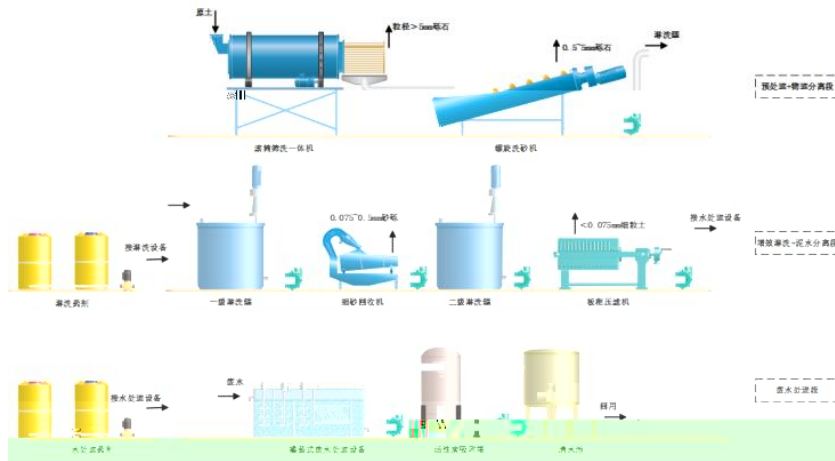


90%

B

2

GS1302-04/14/15/26



50%


20%



4

— GB5085.3-2007 100mg/l 5mg/l

EPC





7

CNAS CMA CATL



EPC Engineering Procurement Construction

" - - "



		22,200.16							
	2021		60,523.17		78.37%				
	PPP		PPP					PPP	
			"		"				
							386		
45					23			3.64%	
	" MCO				" "		" "		
" "			" 4					"	
			" "		"	2021			
					"	2021			
			1		Erco	Chemetics		Eka	
			"		"				
					80%				
ECF	1,500	AOX			3	COD		45	
		2018			2018				
2019			2		-	-			
								100	



70%	56 m ³	55 m ³	COD	1,600
			2016	
3				
		3		
	MCO MCI			
GB18918-2002	A		SBR	
4				
"	+	"		
	/		85%	HW08
				3‰
		50%		
"	2019	"		-
		"		"
		6,000	CNAS CMA	
	3,000			300
		9		
	— — — —			
				2021
		"	-	



1,514		28.18%	132	565	35	307
	1	"	"	2	"	"
		1		2		1
1						

--	--	--	--	--	--	--

7



6		ZL201921840107.1	2021-02-02
7		ZL202020188914.6	2021-03-02
8		ZL202021737234.1	2021-03-26
9		ZL202021479521.7	2021-04-13
10		ZL202021481297.5	2021-04-20
11		ZL202021481298.X	2021-04-20
12		ZL201921868751.X	2021-04-20
13		ZL202021197198.4	2021-05-11
14		ZL202021651153.X	2021-05-14
15		ZL202021972226.5	2021-05-14
16		ZL202021970307.1	2021-05-18
17		ZL202021972216.1	2021-05-18
18		ZL202021972208.7	2021-05-18
19		ZL202022227553.4	2021-06-11
20		ZL202021970301.4	2021-06-15
21		ZL202022025111.1	2021-06-18
22		ZL202021007334.9	2021-06-18
23		ZL202022025055.1	2021-06-22
24		ZL202022062133.5	2021-06-25
25		ZL202022490166.X	2021-06-25
26		ZL202022489510.3	2021-06-25
27		ZL202022596592.1	2021-06-29
28		ZL202022599317.5	2021-06-29
29		ZL202022596572.4	2021-07-13
30		ZL202022596590.2	2021-07-13
31		ZL202022599357.X	2021-07-06
32		ZL202022599322.6	2021-07-09
33		ZL202022599331.5	2021-07-09
34		ZL202022599334.9	2021-07-13
35		ZL202022596563.5	2021-07-20
36		ZL202022596565.4	2021-07-27
37		ZL202022554895.7	2021-07-30

38



40		ZL202022596527.9	2021-08-03
41		ZL202022489457.7	2021-08-06

42



74		ZL202120781216.1	2021-12-21
75		ZL202120519214.5	2021-12-21
76		ZL202120424768.7	2021-12-21
77		ZL202120526876.5	2021-12-21
78		ZL202120519267.7	2021-12-21
79		ZL202120567154.4	2021-12-21
80		ZL202120610617.0	2021-12-21
81		ZL202120680582.8	2021-12-21
82		ZL202121317859.7	2021-12-21
83		ZL202121339911.9	2021-12-21
84		ZL202121528411.X	2021-12-21
85		ZL202121503121.X	2021-12-21
86		ZL202121318466.8	2021-12-21
87		ZL202121516310.0	2021-12-21
88		ZL202120519156.6	2021-12-21
89		ZL202121251353.0	2021-12-21
90		ZL202121155895.8	2021-12-21
91		ZL202121417471.4	2021-12-21
92		ZL202120983598.6	2021-12-24
93		ZL202120983556.2	2021-12-28
			-12-28
			-12-28
			2021-12
97		ZL202120982609.9	2021-12-28
1	BTTU	ZL202130143131.6	2021-08-06
2	RTTU	ZL202130143413.6	2021-08-06

3

1





2

		D24500602 3	2021.05.19		2021.05.19- 2022.12.31	
		D34500602 0	2021.05.19		2021.05.19- 2024.08.09	
		D34300488 2	2020.08.11		2020.08.11- 2022-06-30	

--	--	--	--	--	--	--



		CCAEP-E S-ZX-2021- 003	2021.01.25		2021.01.25- 2024.01.25	
		CCAEP-E S-ZX-2021- 029	2021.12.28		2021.12.28- 2024.12.27	

6

		2019 015	2021.04.13		2021.03.27- 2022.03.26	
		A0330	2021.06.22		2021.06.22- 2025.08.20	

GXBH2021
0001

2021.09.24

2021.09.24-
2022.09.23

HW02~06 HW08~09
 HW11~14 HW16~18
 HW21~23 HW26 HW32~39
 HW45~46



5

2019

2018

25

"

"

2019 36

6

2021

2021 573

63

7

2021

"

"

2021



CNAS L12306

CNAS CL01:2018

CNAS-CL01-A002:2018

125

2025 5 29

1

2021	265,657.70	26.40%		
-51,476.83	363.96%	60,523.17	78.37%	36.57
6.93%				



				140%
		116.48	52.33	PPP
				64.15
EP EPC	54.47%		42.20%	3.29%
	EP EPC	95.12%		"
	"		1+1 2	

			PPP
		216	61
168	55		

		EP EPC
		PPP
	PPP	



" "

"
2021 "

" "

2

1

	2021		2020		
	2,656,577,027.03	100.00%	3,609,417,824.67	100.00%	-26.40%
	2,656,577,027.03	100.00%	3,609,417,824.67	100.00%	-26.40%
	1,820,628,959.98	68.53%	3,058,067,767.21	84.73%	-40.46%
1	1,541,479,016.12	58.03%	2,646,118,704.24	73.31%	-41.75%
2	278,844,231.24	10.50%	410,268,676.05	11.37%	-32.03%
3	305,712.62	0.01%	1,680,386.92	0.05%	-81.81%
	222,001,557.73	8.36%	208,742,404.15	5.78%	6.35%
	605,231,746.37	22.78%	339,321,536.66	9.40%	78.37%
	8,714,762.95	0.33%	3,286,116.65	0.09%	165.20%
	2,656,577,027.03	100.00%	3,609,417,824.67	100.00%	-26.40%
	348,593,361.32	13.12%	583,539,516.52	16.17%	-40.26%
	1,301,920,880.35	49.01%	1,541,063,514.55	42.70%	-15.52%
	304,347,476.81	11.46%		13.81	



EPC	1,538,252,473.28	57.90%	2,654,856,343.64	73.55%	-42.06%
	605,231,746.37	22.78%	339,321,536.66	9.40%	78.37%
	256,567,946.27	9.66%	228,099,524.38	6.32%	12.48%
	2,656,577,027.03	100.00%	3,609,417,824.67	100.00%	-26.40%

2

10%

	2,656,577,027.03	2,239,585,832.23	15.70%	-26.40%	-14.60%	-11.64%
	1,541,479,016.12	1,398,663,919.85	9.26%	-41.75%	-28.17%	-17.15%
	278,844,231.24	256,164,208.67	8.13%	-32.03%	-20.60%	-13.24%
	605,231,746.37	446,670,662.72	26.20%	78.37%	96.17%	-6.70%
	348,593,361.32	338,235,215.46	2.97%	-40.26%	-22.11%	-22.62%
	1,301,920,880.35	1,090,478,279.10	16.24%	-15.52%	-2.30%	



EPC	2,654,856,343.64	2,019,782,617.20	23.92%	-1.21%	3.85%	-3.71%
	339,321,536.66	227,700,766.70	32.90%	109.28%	91.48%	6.24%

3.06%

3

4

4 ---

EPC	55	223,922.80	54	146,337.58	1	77,585.22	156	120,699.09	76	253,730.23	
EP	137	56,290.64	134	51,054.90	3	5,235.73	86	58,778.64	93	69,936.69	
	192	280,213.44	188	197,392.48	4	82,820.95	242	179,477.73	169	323,666.92	
							30%	5,000			



BOT



" " " "

7

8

	552,469,316.33
	20.80%
	0.00%

5

1		16T55 EMC Q.2	

3

	2021	2020		
	92,715,720.29	77,981,509.62	18.89%	
	187,099,360.64	177,538,279.90	5.39%	
	223,388,049.19	192,533,539.62	16.03%	
	200,044,325.82	193,026,308.22	3.64%	

4

	<p style="text-align: center;">+ "</p> <p style="text-align: center;">" + "</p>			
UBEF			UBEF	
	<p style="text-align: center;">" "</p> <p style="text-align: center;">" "</p>			

		COD	800~1200mg/L	



	19,047,849.40	-2.94%		
	-447,120.00	0.07%		
	-223,511,356.67	34.49%		
	788,822.02	-0.12%		
	5,116,632.66	-0.79%		
	60,798,030.29	-9.38%		
	-190,208,806.89	29.35%		

1Ã 02+14571762Q20d416Ã»BDC#QC RP2Xe/FCB+3R>XBFCB+428' p169/MCSP E19105E#C4051070.8644807_5/FTfG1



	2,113,254,862.66	17.23%	1,951,482,983.70	16.25%	0.98%	
	14,299,229.35	0.12%	31,489,279.96	0.26%	-0.14%	
	31,295,347.43	0.26%	0.00	0.00%	0.26%	
	41,150,308.08	0.34%	83,548,886.33	0.70%	-0.36%	

2 1 1,635.00

3

2

3

--	--	--	--	--	--	--	--	--	--	--	--	--

PP
P

PPP



1 2016

1

2016		53,618.19	0.00	53,719.14	0.00	19,000.00	35.44%	0.00	-	-



	-	53,618.19	53,618.19	0.00	53,719.14	-	-	1,537.56	6,938.27	-	-	
	2019					2016						
	"					"						
	2021	12	31	5,800.00								
	http://www.cninfo.com.cn											
	2016	12	5	17,185.17								
	"					[2016]16685						"
	2017	8	7	5,000								
	2016			12							2018 8 7	
	2018	8	8	3,000								
	2016			6							2018 9 13	
	2019 12 31					2016						

3

	(1)	
--	-----	--

	((1)	(2)	
)				



	2018	7	16						14,025.67
						"	[2018]17603	"	



	PPP	10,400.00	0.00	10,401.38	100.01%	2021-12	4,232.49		



	2021	2	4	2021
1				
				" "
2	"	"	"	"
		"	"	"
			"	"
		"		"



	2021 10 19										
	<table style="width: 100%; border: none;"> <tr> <td style="width: 20%;">59,430.62</td> <td style="width: 20%;"></td> <td style="width: 20%; text-align: center;">28.29</td> <td style="width: 20%;"></td> <td style="width: 20%; text-align: right;">59,458.91</td> </tr> <tr> <td></td> <td style="text-align: center;">"</td> <td style="text-align: center;">[2021]40617</td> <td style="text-align: center;">"</td> <td></td> </tr> </table>	59,430.62		28.29		59,458.91		"	[2021]40617	"	
59,430.62		28.29		59,458.91							
	"	[2021]40617	"								



3

1

2

70% 2,142.00

0.79% 13% 1,991.60

0.73%

10%

			310,080,000	1,217,642,162.16	268,251,341.38	216,098,560.63	-78,724,833.07	-65,570,065.12
			20,000,000	487,974,395.72	6,597,110.79	157,725,073.07	-23,412,336.01	-18,614,416.34

		844.58



--	--	--

		21,609.86	-6,557.01
	2,994.28		15,772.51
-1,861.44		1,622.29	

1



" " "

" "

" "



3

MCO

2021 1

2021 13

2025

25%

35%

2035

4

2021 12

" "

2025

2035

/ /

5

" "

"

"

" "

6

"

"



3

1

2

3

1

2019	2020	2021				
267,377.55	274,573.94		203,786.51	53.40%	51.00%	55.48%



5 PPP
PPP 53.21 PPP PPP 2021 12
PPP



4

3

3

1

4



7

PPP

1

0771-3225158

bskdb@bossco.cc

" "

bossco300422

" "

2

" "

(HRBP)



HRBP

"

"

"

"



2 —

1

<

>

2

3

4

5



						2021 7 16 <
						>
						2022
						3

1

2021		32.4483%	2021-02-04	2021-02-04	2021
2021		35.8825%	2021-02-25	2021-02-25	2021
2020		36.4178%	2021-05-10		



2022 7 21

2021 2 4

2021 2 25 2021

2021 3 1

			2021-02-25	
			2021-03-01	
			2021-02-25	
			2021-03-01	
			2021-03-01	
			2021-02-25	



			2021-03-01	
			2021-03-01	

2

~OÈ-2È Fhuu+8Z6;4MsÑ

1

		1966						1995
7	2009	11				2009	11	
2019	10					2019	6	2019
10								
		1986						
2011	7	2019	2					



"

"

2008

2021 2 25

1978

2003 7 2008 7

2008 7 2021

2



			2022-01-20		
			2022-01-20		
			2020-12-09		
			2019-02-13	2021-02-28	
			2020-03-23	2021-01-12	
			2016-10-28	2021-02-07	
			2020-12-14		
	28	2021	1	2021	2

--	--	--	--	--	--

			2.	2021	
			2.1		
			2.2		
			2.3		
			2.4		
			2.5		
			2.6		
			2.7		
			2.8		
			2.9		
			2.10		
			3.	2021	
			4.	2021	
			5.	2021	
			6.		
			7.		
			8.		<
			9.	>	
			10.		
			11.	2021	
			12.	2021-2023	
			13.		
			1.	<2020	>
			2.	2020	
			3.	2020	
			4.	2020	
			5.	2020	
			6.	2020	
			7.	2020	
			8.	2020	
	2021-04-19	2021-04-20	9.	2021	
			10.	2021	
			11.		2021
			12.	<	
			13.	>	2021
			14.		2021



			15. 2021
			16. 2021
			17. 2021
			18. < >
			19. <
			20. >
			21.
			22. 2020
	2021-04-29	2021-04-29	1. PPP

2021-06-23 2021-06-23

5. 2021

6.



				4.	2020			
				5.		2021		
				6.		2021		
				7.	2020			
				8.				
				9.	2021			
				10.		<		
					2021			
					2021			
					>			

1.

2021-04-29 PPP



2021-04-19^{1.}



	4,206
	5,372
	5,372
	805
	3,127
	410
	1,514
	147
	174
	5,372
	342
	2,444
	507
	2,079
	5,372

2

2021



2020 12

2020-2022

2021 5 10 2020 2020

12 31 405,713,128 10 0.50

2021 7 1

10	0
10	0.00
10	0
	504,872,458
	0.00
	0.00
	0.00
	252,689,311.61
	0.00%
2022 4 28	



	2%	2%	5%	
		0.2%		
		1%		
			2%	
	2		5%	
			0.6%	
	3%			
	3			
	1		0.2%	
			0.4%	
		2%		
		0.2%		
2	2%			
		0.6%		
				0
				0
				0
				0

2

	PH COD TP TN NH ₃ -N			PH 7.49 COD 17.2mg/L TP 0.19mg/L TN 7.82mg/L NH ₃ -N 0.56mg/L	GB18918-2002 A	COD 81.891 / TP 0.906 / TN 36.764 / NH ₃ -N 2.535 /	COD 153.3 / TP 1.84 / TN 51.1 / NH ₃ -N 10.22 /	
	COD NH ₃ -N TP PH			COD 14.0mg/l NH ₃ -N 0.45mg/l 0.26mg/l	GB18918-2002 A	COD 40.32 / NH ₃ -N 3.38 / 0.748 /	COD 657 / NH ₃ -N 87.6 / 10.95 /	

COD



					GB18918-2002 A		
	COD NH ₃ -N TP TN			COD 30mg/l NH ₃ -N 1.5(3)mg/l 0.3 mg/l 10mg/l SS 10mg/l	DB51/2311-201 6	COD 79.637 / NH ₃ -N 0.5386 / 0.692 /	COD 273.75 / NH ₃ -N 13.69 / 2.7375 / 91.25 /



3	TN NH ₃ -N			0.09mg/l 9.31mg/l	GB3838-2002 V GB18918-2002 A	0.22 / 0.04 / 5.02 /	NH ₃ -N 1.47/ 0.29 / 11.03 /
---	--------------------------	--	--	----------------------	---	----------------------------	--

1 2020 1

1

5

11

2021

2021

2 2020



9152000071430580XT001V

[2013]048

91140729792215981X003R

[2016]14

91140729792215981X002U

[2016]15

91140000770105079J001R

[2008]10

91140729792215981X005R

UBEF

30%

50%

+

50%

30%

1

			" 1			5		
				2				
			3		5			
			1	4				
			5	2				
			1	_jô"øQ >0C'b ù R`G±ÁqÕÄ				
					2			

				" 1				
			2					
			3					
			4					
				1		5		
						2		


			" 1	30		
			2			
			3			
		"				
		2012 1		2012		
			2018 2	01		
		>		< 30		
				2014		
				05		
		30		20		
			3			





		25%	3	17	
			1	2015 02 17	
			1 2 3 4 5 1 2 3 4 5	2015 02 17	
			1 2 3	2015 02 17	

					4			
			5					
			[2014]117			[2013]110		
						[2015]31		



2016

			:1			
	2		3	4	2019 05 14	
			5			
			6			
					2021 3 22	

2021
3

22



” ”

”

2018 12 7 21 — 2018 35

2019 1 1 2021 1 1 2021

1 1

2021 1 26 14 2021 1 2021

1 1 14 2021 1

2021 12 30 15 2021 35

2021 12 31 15 2021 35 ”

”


—

” ” ”


”

	125.00
	7

		2021	9		29	
			99,155,880			
						5%
13.73%						
		30.67%		2021	10	
25						
2021	10	25				
						829,600
		30%	2021	10	28	29
829,600						
				0.16%		
				2020		



--	--	--	--	--	--	--	--	--



0.00 12,000.00

0.00

326.50 12,000.00

10%

2





2020/04/15 3,000 2020/05/13 3,000



	2021/05/10	1,000	2021/06/30	1,000				4		
	2021/06/30	1,000	2021/06/30	1,000				4		
	2021/06/30	1,000	2021/9/29	1,000						

,C



Year	Value	Percentage
2020	15.98	70%
2021	30.55	70%
2021	14.57	70%

Year	Value	Percentage
2017	14,000	70%
2017	20,000	70%
2017	31,000	70%



--	--	--

2021-01-04 2021-01-11 2021-01-26 2

1

	26,113,722	6.44%	99,155,880			-1,472,036	97,683,844	123,797,566	24.52%
1									
2	0	0.00%	99,155,880				99,155,880	99,155,880	19.64%
3	26,113,722	6.44%				-1,472,036	-1,472,036	24,641,686	4.88%



" 2021 2988 " 2021 9 29

99,155,880 2021 10 25

405,713,128 504,872,458

2 1,472,036

1 " [2018]617 " 2018 7 5 430

4.30 " [2018]365 "

2018 8 14 " " " 123010"

" " 2019

1 11

2 " 2021 2988 " 2021 9 29

A 99,155,880 7.63 / 756,559,364.40

750,102,688.02 2021 10 25

2021 10 25

" " 405,713,128

504,872,458

			%
	-1.17	-1.27	7.87%
	-1.03	-1.10	6.36%
	6.21	6.72	-7.59%

" 2022 4 27

504,872,458



2

	0	99,155,880	0	99,155,880		2024-10-25
	9,286,218	0	0	9,286,218		
	9,286,218	0	2,321,555	6,964,663		
	2,532,605	0	0	2,532,605		
	2,495,105	0	0			



2

1		2021	"	"	3,450	
	99,155,880			405,713,128	504,872,458	
2	2020	12	31			
		2021	2	4		
	"	2021	2988	"	2021	9 29
	99,155,880		7.63	/	756,559,364.40	A
		2021	10	25		



1.51% 7,600,751 0

10

10



	2021-02-04
	2021-02-05

3

4

80%

5

10%

6






1



	A	49,871,023		2020	8	4					
"		"		"		"		12.20	/	2020	8
4											
		2020					"			"	
"	"			12.15	/	2021	7	1			
	"		2021	2988	"			2021	9		
	A	99,155,880		2021	10	25					
"		"		"		"		11.26	/	2021	
10	25										

2





5

" "

10%

	5.15 20.49%	1 2 3 2021 4 PPP	

	0.8	0.83	-3.61%
	75.60%	76.86%	-1.26%
	0.75	0.78	-3.85%





	2022 4 28
	[2022] 11593

[2022] 11593

2021

12 31

2021

2021

12 31

2021



			1.
			2.
2021	265,657.70		3
	45.43%		4
		(5
)			1
			2
			3
			1
	39	61	
			2









1

2021 12 31

		2021 12 31	2020 12 31
--	--	------------	------------



	1,055,969,707.22	693,362,686.62
	316,736,773.03	3,659,338,527.88
	85,392,548.88	
	4,174,658,565.07	1,364,146,153.17
	36,716,054.57	37,534,070.02
	9,264,824.90	



	14,299,229.35	
		25,871,532.90
	183,677,714.20	85,023,566.15
	101,910,227.32	256,761,759.5W



	1,749,036.88	1,943,374.31
	106,488,191.05	215,060,279.58
	1,409,878,584.70	1,353,441,140.87
	64,201,442.11	88,145,154.37
	40,220,817.71	2,489,742.23
	5,075,003,344.29	5,423,442,156.31
	300,173,153.87	175,264,460.47
	2,927,160,642.59	2,964,207,657.34
	1,441,689.50	977,114.00
	110,916,841.45	232w7.964,154



	163,820,299.55	127,489,346.31
	5,452,070,582.83	5,831,322,547.66
	326,836,800.00	237,753,400.00
	383,430,675.22	356,239,396.66
	5,508,607.73	
		15,105,963.28
	7,977,462.96	10,156,988.26
	96,894,727.32	117,571,565.09
	459,199,361.67	627,435,493.33
	1,279,847,634.90	1,364,262,806.62
	6,731,918,217.73	7,195,585,354.28
	504,872,458.00	405,713,128.00
	128,733,990.70	128,746,606.43
	1,629,745,227.26	978,753,301.58
	84,645,161.41	84,645,161.41
	252,689,311.61	651,418,288.43
	2,600,686,148.98	2,249,276,485.85
	9,332,604,366.71	9,444,861,840.13

3



	-1,502,944.33	-1,400,096.75
1.		
2.		
3.		
4.		
5.		
	-1,502,944.33	-1,400,096.75
1.		
2.		
3.		
4.		
5.		
6.	-1,502,944.33	-1,400,096.75
7.		
	-530,100,322.26	190,754,553.67
	-516,271,288.19	193,614,819.51
	-13,829,034.07	-2,860,265.84
] TJ ET Q EMC / P <</td> <td data-kind="ghost"></td> <td data-kind="ghost"></td>		

4



[Redacted]

123,842,753.93

147,158,800.53



3.		
4.		
5.		
6.		
7.		
	-378,443,156.12	84,458,841.00

5



	19,916,000.00	1,400,000.00
	615,441.18	





7

	2021



1	99,155,880.0 0		650,946,8 08.02							750,102,688.02	17,659,801.00	767,762,489.02
2	3,450.00		-12,615. 73	45,117.66								

3





2

8



	355,835,250.00			128,771,957.77	465,160,098.47				76,199,277.31	610,989,230.83		1,636,955,814.38
	49,877,878.00			-25,351.34	513,593,203.11							

1



8	13	405,711,821	355,815,284.00
405,711,821.00			

2020 12 31

4,000

44,991,970

2021 2 4

4,000

52,753,42 (en-US)>> BDC BT/F1 9 TfBC /P <</MCID 32>> BDC BT/F7 9



3

101

91450100711480258H

2022 4 28

2021 12 31

1

2

3

4

5

6

7

8

9

10

11

12

13

14

15

53

54

55

56

57 † × J ...XY• Å~iB7U€

3

"

"

6

33 —

1

2

"

"

2 —

22 —

" 22

" " 10 "

1

2

3

4

"

"

" 22 "

7

8

9

1

11

14

1

2

12

14 --

1

2

13

14

2

17

1

2

3

1

2

18

1

2

3

42 —

42 —

42 —

19

19

330

()

2

1

2

5

23

1

2

24

1

1

2

3

25

1

2

3

26

1

2

1

2

3

3

3

27



RemedX Remediation Service Inc.

RemedX Remediation Service Inc.

3

4

a.

b.

c.

d.

e.

f.

g.

2

1

2

3

4

RemedX Remediation Service Inc.

32

33

34

1



2

1

2

4

5

2

3

4

40

1

2

3

1

2

2

3

4

a

b

c

3

a.

a

b

b.

a

b

c.

a

b

44

1

1 2021 1 1

21 —

2018 35

a.



	123,771,390.52
	257,658,823.78
	361,807,944.82
	132,990,369.02
	132,990,369.02

b.

PPP	73,667,397.23
93,613,887.18	69,529,950.14
	63,467,430.89
30,806,030.50	30,806,030.50

PPP

	1,505,986,806.79	1,505,986,806.79	
	83,548,886.33	83,548,886.33	
	87,387,998.28	87,387,998.28	

	7,763,985.00	7,763,985.00	
	1,038,132,217.34	1,038,132,217.34	
	2,210,940,895.26	2,210,940,895.26	





	5,423,442,156.31	5,423,442,156.31	
	175,264,460.47	175,264,460.47	
	2,964,207,657.34	2,964,207,657.34	
	977,114.00	977,114.00	
	25,394,145.61	25,394,145.61	
	456,598,475.19	334,380,336.28	-122,218,138.91
	141,892,761.32	141,892,761.32	



	356,239,396.66	356,239,396.66



2

1

2020 9 10

GR202045000245

15%

2021 9 18

GR202143000982

15%

2020 12 3

GR202045000948

15%

2021 11 25

GR202145000563

15%

2021 9 14

GR202111000096

15%

2019 9 5

GR201943000216

15%

2020 9 10

GR202045000139

15%

2020 10 23

GR202045000495

15%

2021 12 3

GR202142003431

15%

[2019]13

300

100

25%

20%

5%

100

300

50%


20%

10%

6

5

1





3

	409,122.00

		120,000.00			
		110,000.00			
	--	230,000.00	--	--	--

4

	337,665,725.36	17.85%	
80,572,595.09		10%	1,000

5

6

6

	41,150,308.08	83,548,886.33
	41,150,308.08	83,548,886.33

7

1

1

2

12,015,240.45

16.09%

8

	1,749,036.88	1,943,374.31
	131,697,044.02	146,518,002.75
	133,446,080.90	148,461,377.06

1

--				
--				

3

4





1	1	83,416,310.00	1-2	15,416,310.00
2	1	10,000,000.00	1-2	5,020,000.00
3	1-2	2,000,000.00	3-4	2,688,069.55
4	3-4	2,550,000.00	•J@ 5	250,4>] TJET EMC /P



	844,606.15	13,152,471.23		40,804.83		13,956,272.55
	844,606.15	13,152,471.23		40,804.83		13,956,272.55

3

4

10





	75,110,288.26	99,877,607.60
	75,110,288.26	99,877,607.60

13

	167,696,977.73	159,673,540.17
	53,773.08	235,577.54
	9,725,944.16	14,967.32
	3,738,178.45	3,669.72
	181,214,873.42	159,927,754.75

14

15

16

1



	361,809,455.57	17,583,956.42	344,225,499.15	223,448,497.28		223,448,497.28	--

(a

	12	()			



2

3

	1,055,969,707.22	547,732,402.57
	1,055,969,707.22	547,732,402.57

1

--	--	--

26

1



1	17,794,456. 24	192,452.83
---	-------------------	------------

1.		196,131,34
		9.82



		2,111,676.62			2,111,676.62		
		73,727,405.73			73,727,405.73		
		200,044,325.82			200,044,325.82		

28

1

RemedX Remediation Service Inc. 37,534,070.02

2017 3 31
7,336,461.37

2021 12 31

RemedX Remediation Service Inc.
36,716,054.57

2

1

29,280,665.30	RemedX Remediation Service Inc.	37,845,736.07		
5,462,575.95	RemedX Remediation Service Inc.	1,623,392.15		
1,972,813.32	RemedX Remediation Service Inc.	3,020,110.95		

2

29

--	--	--	--	--



	17,467,847.32	4,366,961.83	185,127.04	49,984.30
	46,968,809.03	12,282,237.19	33,470,454.71	9,037,022.77

2017

RemedX Remediation

Service Inc.

3

	NC-
--	-----

34

35



	24,468,241.16	104,824,433.60
	7,221,990.61	27,561,714.54
	848,813.82	617,439.59
	6,317,822.85	13,372,000.40
	2,659,264.60	7,338,662.87
	160,704.54	25,597.34
	24,456.45	294,640.16



	2,113,254,862.66	1,951,482,983.70
--	------------------	------------------

3.22%-6.80

" " " "
 " 11.26 / 2021 10 25
 2019 " " 2019
 " "
 100.3112 / 2019 4 15 4 19
 " " 21
 2,106.53
 2021 12 31 3,993.00 A 30,271

4

47

	5,013,983.58	15,105,963.28

	11,532,310.97	11,934,358.18	



		2,193,000.00					2,193,000.00	
	2,000,000.00						2,000,000.00	

08402626096A4B406(1)-6(,)10(0)-6(0)7(0)-6(.18(0)4(0)5001ET(0)-62C /P <</MCID 109/L



	500,000.00						500,000.00	
	500,000.00						500,000.00	
	496,000.00						496,000.00	
2018	476,300.00						476,300.00	

10	2018		
-			80
2021			
11	2017		-
	62.50	2021	
12	2018		-
	56.00	2021	

52

PPP		82,503,900.00
	72,549,778.00	62,549,778.00
	44,292,200.00	44,292,200.00
	35,000,000.00	35,000,000.00
	7,349,834.54	4,471,697.80
PPP	98,467,011.24	132,990,369.02
	257,658,823.78	361,807,944.82

2021 12 31

44,292,200.00 " " 1 "

35,000,000.00

53

54

1

2018 7 5 4.30 2024 7 5 2019
 1 11 A 14.30 /
 2019
 2019 4 9 12.45 /
 2019 7 11 2018 " " 12.38 /
 2019 7 11 2020 6 3 2019 " "
 12.28 / 2020 6 3 2020 7 20
 A 49,871,023 2020 8 4
 " " " " 12.20
 / 2020 8 4 2020 "
 " " " 12.15 / 2021 7 1
 2021 9 A 99,155,880 2021 10 25
 " " " "
 11.26 / 2021 10 25
 2019 " " 2019
 " "
 100.3112 / 2019 4 15 4 19
 " " 21
 2,106.53

2

	4,296,407.00	128,746,606.43			421.00	12,615.73	4,295,986.00	128,733,990.70
	4,296,407.00	128,746,606.43			421.00	12,615.73	4,295,986.00	128,733,990.70

58

59

	84,645,161.41			84,645,161.41

5.		
----	--	--

	11,258,835.28	4,586,361.69
	187,099,360.64	177,538,279.90

65

	50,468,029.61	57,628,677.72
(96,190,077.71	90,445,402.95
	15,823,798.70	11,845,110.87
	37,562,419.80	33,107,116.68
	200,044,325.82	193,026,308.22

66

	210,763,590.19	186,528,021.46
	244,294,893.14	208,770,218.71
	33,531,302.95	22,242,197.25
	3,588,901.78	-2,395,202.24
	7,661,700.55	4,912,844.32
	1,373,856.67	3,487,876.08
	223,388,049.19	192,533,539.62

67

	10,500,000.00	
	9,100,000.00	
	2,791,700.00	
	2,500,000.00	
	2,250,349.97	
2021	2,200,000.00	
	2,000,000.00	
	1,785,243.95	
2014	1,777,777.85	
	1,280,000.00	
	1,210,380.17	2,194,885.63

	1,200,000.00	
- - -	1,200,000.00	
	1,066,666.68	1,066,666.68
	1,000,000.00	

-2021



2020	250,000.00	
	250,000.00	
2017	200,000.00	
2021	200,000.00	
KhinChoAye()2019	200,000.00	
	200,000.00	
		300,000.00
		1,105,500.00
2019		8,000,000.00
		4,315,519.60
2019 6 Z 20702019		2,000,000.00

2019		200,000.00
		200,000.00
		200,000.00
2019		200,000.00
	2,415,391.75	1,496,055.72
	60,798,030.29	44,579,946.99

68



--	--	--	--

/	-161,996,760.13
	51,974,120.58
	-3,397,628.00
	5,678,146.27
	8,701,972.13
	-20,024,476.05
	-325,037.39
	-119,389,662.59

77

" " " 57 "

78

1

	19,334,584.00	39,355,644.07
	41,286,317.09	123,751,508.26
	18,113,236.23	14,922,879.05
	175,575,653.78	123,200,905.63
	376,120,733.41	290,976,437.54
	963,453.96	5,705,180.47
	631,393,978.47	597,912,555.02

2

--	--	--

		1,415,943.77
	13,972,204.36	7,231,361.33
	645,719,634.33	643,516,149.66

3

		20,000,000.00
PPP		11,302,962.16
PPP		9,513,192.00
		5,200,000.00
		46,016,154.16

4

5

	180,957,942.82	102,576,141.14
	130,000,000.00	73,270,698.00
	8,000,000.00	33,758,670.81
	28,388,472.88	
	347,346,415.70	209,605,509.95

6

	99,780,512.82	389,069,730.78
	58,706,304.63	59,655,118.93
	59,000,000.00	97,000,000.00
	217,486,817.45	545,724,849.71

79

1

1	--	--

	-528,597,377.93	192,154,650.42
	413,720,163.56	175,167,325.66
	52,674,074.71	53,577,398.34
	18,813,488.75	
	101,867,017.46	40,381,688.76
	2,396,581.74	2,231,267.90
	9,788,357.76	1,333,156.77
	179,985.52	239,003.13
	447,120.00	4,665,385.00
	247,883,794.92	199,055,698.27
	-20,405,881.86	-15,813,095.31
	-130,411,091.94	-36,789,756.16
	3,245,214.42	-376,756.40
	22,061,929.97	-78,019,962.33
	-682,406,819.01	-1,718,520,301.30
	83,052,032.81	1,413,185,922.94
	-405,691,409.12	232,471,625.69
2		
3		
	872,335,353.47	865,051,446.08
	865,051,446.08	620,959,949.29
	7,283,907.39	244,091,496.79

2

3

	21,420,000.00
	21,420,000.00
	83,186.73

4

	872,335,353.47	865,051,446.08
		45,760.52
	872,335,353.47	865,005,685.56

82

1



84

1

	2,791,700.00		2,791,700.00
	2,250,349.97		2,250,349.97
2021	2,200,000.00		

		798,350.00	798,350.00
		791,000.00	
2021	" "	673,400.00	673,400.00
		636,909.27	



2019	254,000.00		254,000.00
2020	250,000.00		
2020	250,000.00		250,000.00
2021			

	21,420,000.00	70%		2021 10 27		8,445,787.28	0	0	0			

5

2021 6 11
2021 10 27

2021 6
2021 10

6

10R

				100%		
			■	100%		
				80%		

100%

				99.999995 8%		

95%

					89.10%			
--	--	--	--	--	--------	--	--	--

				70%		
				70%		
				79%	1%	
				100%		
				90%		
				100%		
				100%		
				100%		

2020	6								PPP
		2020	7		"	"	"	"	
					"	"	"	"	
				5913		2,897.37		49%	
				2,986.07	29.56	50.5%	0.5%		7
				4		"		100%	
		"	"					100%	"

2

--	--	--	--	--



	20.0001%	-1,948,285.08		8,521,372.77
	27.14%	10,759,870.17		63,764,421.55
	44.5553%	-1,117,055.36		70,188,081.28



	122,367,282.30	-39,645,800.18	-39,645,800.18	62,958,540.00		-137,173.08	-137,173.08	13,193,810.41
	2,404,611.83	-2,507,121.18	-2,507,121.18	2,285,549.38	610,802.58	-3,284,849.43	-3,284,849.43	7,869,426.47

4

5

2

1

2

3

1

				25%		
				18%	1%	



	5	8	8.28	1	37.34	13	64	.49	4	64.82
	1,395,879.10	159,895,469.94	69,493,897.00	3,345,665.23	6,831,966.87	1,342,055.78	159,220,093.44	69,445,643.05	3,393,613.46	20,762,867.67
			2,377,245.29							

4

5

6

7

8

4

5

6

1

1

	1,394,971,314.84			1,394,971,314.84
	31,295,347.43			31,295,347.43
			41,150,308.08	41,150,308.08
	1,547,013,600.89			1,547,013,600.89
	131,697,044.02			131,697,044.02
	75,110,288.26			75,110,288.26
			1,441,689.50	1,441,689.50
	344,225,499.15			344,225,499.15

	1,668,093,438.84			1,668,093,438.84
			83,548,886.33	83,548,886.33
	1,505,986,806.79			1,505,986,806.79

2021	12	31			17.85%
2021	12	31	"	5	"

3



()

()



2

3

4

\

\

#

		882,587.78	32,533,800.73
		49,877,900.01	
			85,964,679.42
		587,735.85	7,191,509.43
		38,623,853.20	
		2,437,893.86	
		3,168.93	
		93,396,490.15	130,532,178.44

2 / /

3

		292,500.00	
		231,345.77	

4

	37,000.00	2020-7-1	2035-5-21	
	18,996.90	2019-11-28	2027-12-25	
	15,330.35	2019-3-28	2036-12-20	
	15,000.00	2021-4-29	2024-4-29	
	13,650.00	2019-1-12	2036-1-17	
	11,185.00	2016-3-24	2029-3-25	
	10,000.00	2020-12-22	2025-1-1	
	6,765.10	2021-4-27	2050-4-27	
	6,680.00	2020-4-23	2037-4-20	
	6,500.00	2020-3-27	2037-3-27	
	5,900.00	2019-8-21	2036-8-22	
	5,100.00	2020-3-16	2037-3-14	

5,090.00



		31,803.86	2020-7-15	2026-1-12
		18,931.76	2021-3-31	2027-1-10
		17,700.00	2021-2-1	2026-2-3
		16,126.32	2019-4-25	2025-11-10
		8,889.39	2021-1-25	2025-2-28
		5,374.00	2020-11-2	2024-3-31
		4,850.00	2019-1-30	2024-2-13
		4,650.00	2020-2-20	2024-3-1
		4,457.80	2021-1-13	2024-1-13

5%

5

	25,000,000.00	2021-04-20	2022-04-19	1.25
	95,000,000.00	2021-04-22	2022-04-21	

6

7

	6,092,498.72	6,465,154.38



4

5

1

1

	16,520.02
	16,520.02

2

	4,429.22
	4,429.22

2

1

2

3

1

2

	0
	0

3

4

1

2

3

4

5

6

7

8

1

1			
15,700.00	369.65	15,330.35	2021
847.02	5.51%		



2			PPP		
6,500.00	600.00		5,900.00	2021	
312.68	5.28%				
3			PPP		
18,012.08	913.48		17,098.60	2021	
590.74	4.65%				
4			PPP		
5,000.00	14.00		4,986.00	, 2021	
223.30	5.39%				
5			PPP		
6,524.00	24.00		6,500.00	2021	
425.17	6.37%				
6					
19,500.00					

						PPP
--	--	--	--	--	--	------------

					PPP
--	--	--	--	--	------------

--	--	--	--	--

						PPP	PPP
--	--	--	--	--	--	-----	-----

;(3)

768.00 4
 4 m ʒd
 1
 m ʒd
 4.85km
 5,672.00 5

 1m ʒd
 6,702 6

 12

PPP	61,611,9 26.67				630,416, 145.41	263,266 ,562.09		122,367,2 82.30
	14,987,5 13.08				307,614, 486.31			18,286,15 9.61



					304,445, 982.89			
PPP					186,000, 288.46		7,500,000. 00	
PPP	2,005,06 4.70		16,926,47 7.28	2,015,22 4.71	204,235, 021.16			1,508,656. 50

PPP

en-US



1

1



4-5	5	44,343,967.70	35,475,174.16	80.00%
5		13,496,138.30	13,496,138.30	100.00%
		2,217,487,706.18	294,132,326.21	--

1	1		874,769,779.48
1	2		895,987,368.27
2	3		314,529,964.11
3			256,700,816.60
3	4		178,927,105.39
4	5		55,373,617.99
5			22,400,093.22
			2,341,987,928.46

2

--	--	--	--

3

	48,622.00

4

110,978,369.84 783,816,249.48 33.47%






	32,403,261.00					32,403,261.00	
	10,000,000.00					10,000,000.00	



35,000,000.00

2





	1,196,606.19		199,272.91					1,395,879.10
	150,840,086.63		675,376.50					151,515,463.13

2021

2022 4 28